

Accessories for KL-0040-2200 Hydraulic Cylinder 10 t

KL-0040-2241 Press Spindle M16



Technical Data:

Length:	350 mm
Load max.:	13 t

KL-0040-2242 Pull Spindle M16 with nut



Technical Data:


Length:	590 mm
Load max.:	13 t

Scope of Delivery:

KL-0040-2242 Pull Spindle M16 with nut

Part No.	Description	Qty.
KL-0040-2242-1	Pull spindle M16 x 590	1
KL-0039-1916-2	Shoulder Nut M16	1

KL-0040-2229 Pressure Gauge for KL-0040-2200 with connector thread 1/4" NPT.

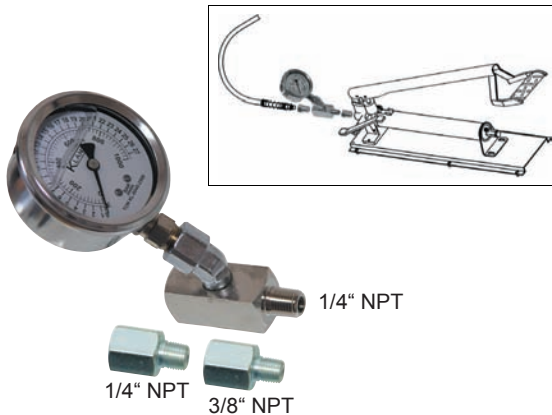


The pressure gauge can be connected between the hydraulic pump and the hose so that the hydraulic pressure can be checked during operation. The pressure gauge is fitted with an additional tonne scale designed to match our hydraulic cylinder **KL-0040-2200**.

Technical Data:

Measuring Range:	1000 bar
Pressure gauge Ø:	71 mm
Connection thread:	1/4" NPT

KL-0040-2228 Pressure Gauge for KL-0040-2200 with connector thread 3/8" NPT.



Technical Data:

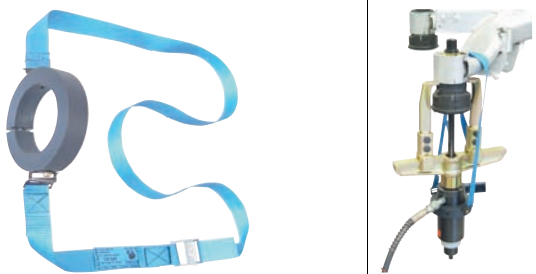
Measuring Range:	1000 bar
Pressure gauge Ø:	71 mm
Connection thread:	3/8" NPT

Scope of Delivery:

KL-0040-2228 Pressure Gauge for KL-0040-2200 with connector thread

Part No.	Description	Qty.
KL-0040-2229	Pressure gauge for KL-0040-2200 with 1/4" NPT connector thread	1
KL-0040-2520	Adaptor 3/8"NPT to 1/4"NPT	1
KL-0040-2524	Adaptor 1/4"NPT to 3/8"NPT	1

KL-0040-2290 Safety Belt for Hydraulic Cylinder 10t



By using the safety belt **KL-0040-2890** on the vehicle and on the Hydraulic Cylinder **KL-0040-2800**, the latter is prevented from falling off.